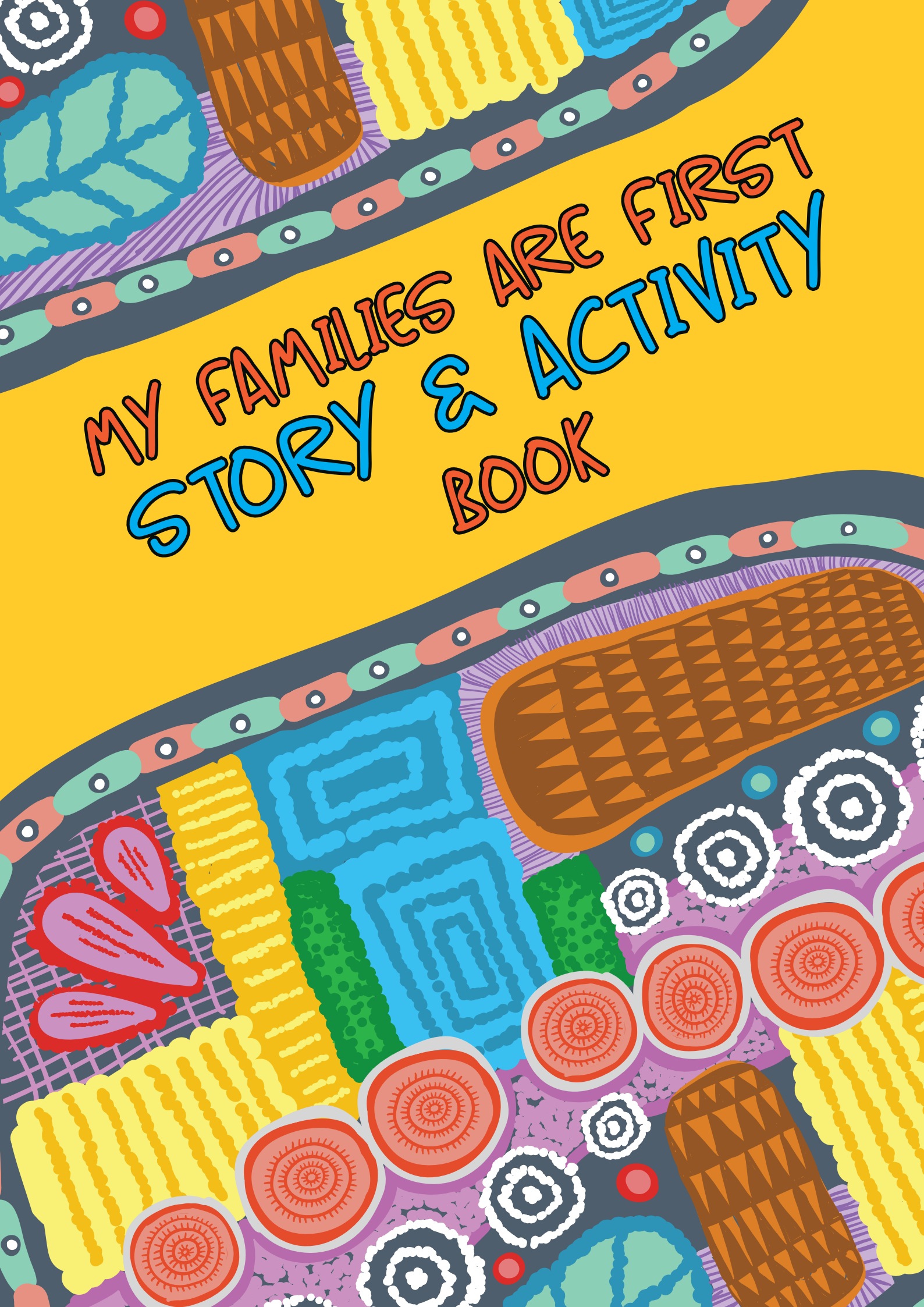


MY FAMILIES ARE FIRST
STORY & ACTIVITY
BOOK



My Families are First story and activity book was developed as a resource for children and families to have some fun together and celebrate Indigenous culture in Queensland.

The activities and content in the activity book come from lots of different mob from different parts of Australia, so we have written the book in 'the first person' so it's like we are talking to you through one voice. This goes to the heart of the initiative, where conversations and storytelling are the focus.

Part of the Families are First program of work is to capture stories by photo, video and/or words. An example could be taking a photo of your mobile phone case cover activity and yarning about it to the Families are First team.

If you're interested, we would love to capture and share your story.

Another deadly resource is the Yarn Up cards. They were developed by the Garbutt Community Centre's Tiddas Yarning Circle. They are a resource made up of powerful statements about culture, strength, identity, hope, family, obligations and responsibility.

For enquiries or further information about this program please contact us at:

Queensland Family and Child Commission
Level 8, 63 George Street, Brisbane Qld 4000
PO Box 15217, Brisbane City East Qld 4002
Phone: 3900 6000 Email: familiesarefirst@qfcc.qld.gov.au
www.qfcc.qld.gov.au





ALL ABOUT ME!

NAME:

AGE:

SCHOOL:

GRADE:

WHO IS IN MY FAMILY:

(Don't forget to include your pets!)

WHERE ARE MY MOB FROM?:

(What town, city or state? Do you know your clan name?)

MY FAVOURITE PEOPLE ARE:

(This can be anyone in your family, at school or in your life)

EYE SPY GAME



Can you find all the objects below in the picture?
Tick the circles next to each one when you spot them!

- 3 x Nulla Nulla (Hunting and digging sticks)
- Aboriginal dancer Pearl shell Fish
- Torres Strait Islander dancer 2 x Spears
- Dhari (Head dress) Warrup (Drum) Shield
- Fishing scoop Turtle Snake
- Kup muri (Cooking in the ground) Ochre rock
- Kai Kai (Food) Weaving palm fronds
- Divers helmet Boomerang Burdekin plums
- Woomera (Spear thrower) Clapping sticks



Now it's your turn to create an eye spy game! Draw pictures of things that you like and make you think about your family and culture. Write their names next to the tick circles.

| | | | |
|--------------------------|-------|--------------------------|-------|
| <input type="checkbox"/> | _____ | <input type="checkbox"/> | _____ |
| <input type="checkbox"/> | _____ | <input type="checkbox"/> | _____ |
| <input type="checkbox"/> | _____ | <input type="checkbox"/> | _____ |
| <input type="checkbox"/> | _____ | <input type="checkbox"/> | _____ |
| <input type="checkbox"/> | _____ | <input type="checkbox"/> | _____ |
| <input type="checkbox"/> | _____ | <input type="checkbox"/> | _____ |
| <input type="checkbox"/> | _____ | <input type="checkbox"/> | _____ |




MOBILE PHONE DESIGN

I have designed a mobile phone screensaver and phone case. The design is special to me because it shows how important my culture is and how strong I feel in my heart to be proud of my culture. I love being outside and doing activities like riding my bike and skating. My family are happy, healthy and strong. How do you feel about your family and culture and what activities do you like?



SCREENSAVER



PHONE CASE


Now it's your turn to design a mobile phone screensaver and phone case. Write a story below about your designs!



SCREENSAVER



PHONE CASE



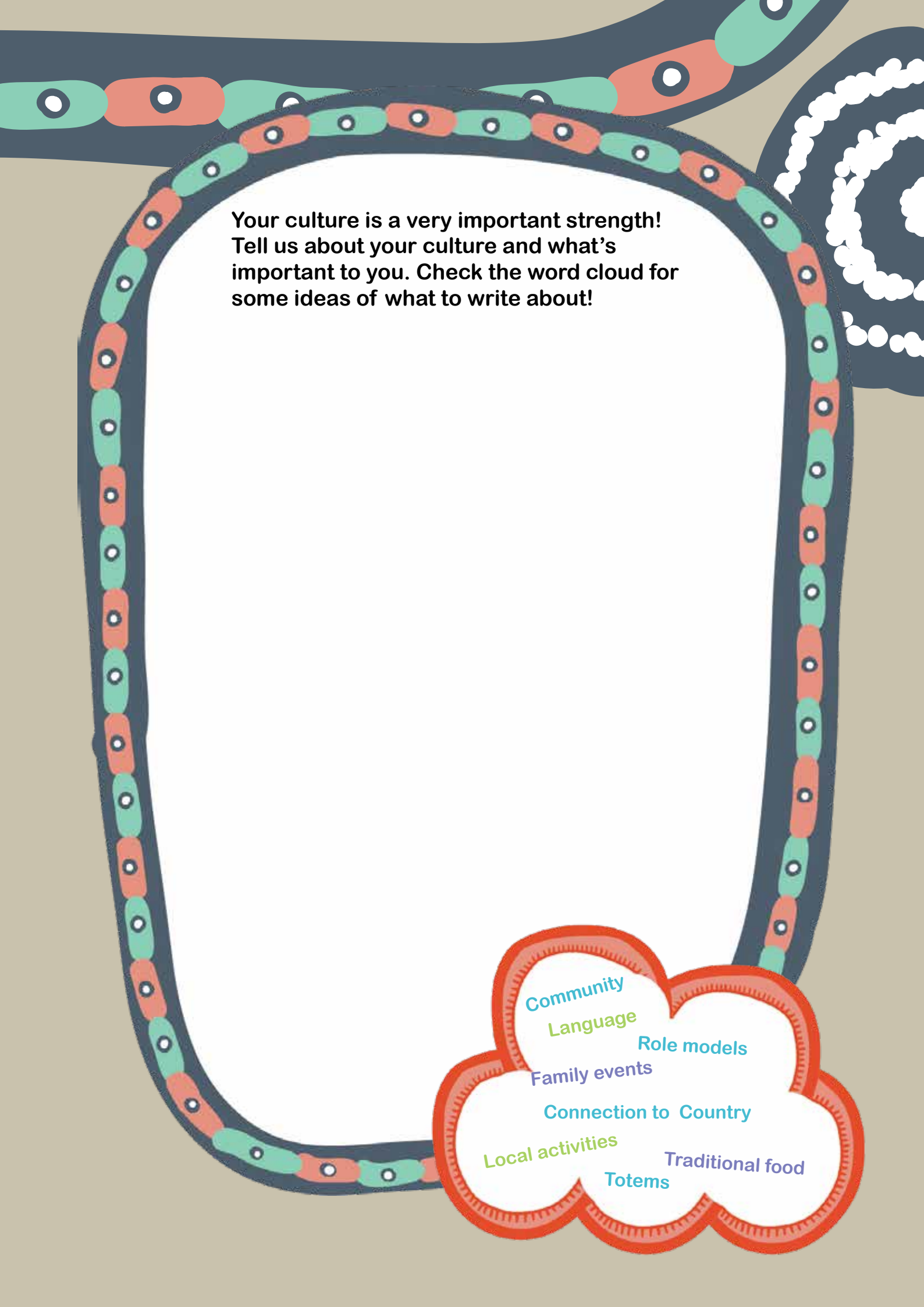
MY DESIGN STORY!





MY STRENGTHS!

Tell us about what you do well. What are you good at? What do you enjoy doing? Draw or paint a picture of you doing something you really!



Your culture is a very important strength!
Tell us about your culture and what's
important to you. Check the word cloud for
some ideas of what to write about!

Community

Language

Role models

Family events

Connection to Country

Local activities

Traditional food

Totems

MY FAMILY!

Draw or paint a picture of you with your family and write their names underneath.





MY LEARNING!

Draw a picture and tell a story about your learning.
What do you enjoy the most about learning?

Fun Fact!

A dugong
is called a
Degar in the
Eastern Torres
Strait Islander
language group



THINGS I LIKE!

Circle all the words of things you like! If there is something you love, draw a heart around it. If there is something you don't like, cross it out.

Here is an example:

Like: FROGS Love:  Don't Like: ~~FROGS~~

ART PIZZA SALAD APPLES
MATHS BOOKS BIKES BROCCOLI
POETRY KITTENS FOOTBALL
CHEESE EGGS SINGING SPIDERS
RED PUPPIES BEACH BASKETBALL RUNNING
LOLLIES DRAWING CROCODILES ICECREAM EXERCISE
MOVIES SOCCER SNAKES BLUE MOVIES
CARROTS ORANGES NETFLIX
SKATING BURGERS FROGS PURPLE
GREEN BRUSSELS SPROUTS
CRICKET PUPPIES SPORTS
YELLOW LAUGHING BIRDS
WRITING DRAWING CARTOONS
CHOCOLATE MILK VEGGIES
DANCING PAINTING
CHICKEN SLEEPING TREES STEAK
BANANAS



TELL US MORE!

Pick one of the things you like and love from the last page and tell us more about it. You can also draw a picture of it.

I LIKE:

WHY I LIKE IT:

PICTURE:

I LOVE:

WHY I LOVE IT:

PICTURE:

Fun Fact!

In Torres Strait
Kala Lagaw Ya
language Child is
Kazi



MY DREAMS!

Write about what you want to do when you grow up.
Where do you want to live? Is there anything you want
to see in the world when you are an adult?



Fun Fact!

Aboriginal and
Torres Strait
Islander kids are
too deadly! You
are our future!



MY VALUES!

Now draw a picture of what's important to you when you grow up.


MY IMAGINATION!

Here is a picture of a kookaburra and a koala to colour in.

The kookaburra wants to live in the same tree as the koala and be a part of their community.

On the next page make up a story about them becoming friends.

Give them names and tell us how they meet and what they get up to. Be creative and tell a deadly yarn!





TELL A YARN!

Kookaburra's name: _____

Koala's Name: _____


Tell a story about their friendship:

Fun Fact!

The Warlpiri language group in Central Australia call a kangaroo **Marlu**

TOTEMS!

Here are a few totems to colour in. Can you think of any more totems to draw and colour in?



Fun Fact!
Our culture is
the **OLDEST**
living culture in
the world!

TOOLS &

INSTRUMENTS!

Can you think of any more tools or instruments to draw and colour in? (Hint: go back to the eye spy game for some ideas!)

Didgeridoo



Boomerang

STORY TELLING!

"WADDA MOOLI"

I'm going to tell you a story about the Traditional Owners in the Townsville area where I grew up. Wadda Mooli is Birrigubba language, meaning greetings such as "hello, goodbye, or welcome".

The traditional custodians are the Bindal and Wulgurukaba people, and the language of the traditional custodians is the Birrigubba language.


When Europeans first arrived in Townsville, they assumed that no one occupied or owned the land because there were no boundaries marked by fences and farms. But the Bindal and Wulgurukaba people had already been living here for many years – hundreds of generations.

The Bindal people call their country Thul Garrie Waja. The Totem of the Bindal people is the Dancing Brolga.

An important symbol for the Bindal people is the 'Shooting Star'. They believe that wherever the star fell or the direction the star fell there was either danger coming from that direction or someone from that direction was in need of help. If they saw a shooting star they would proceed with caution in that direction.

The Wulgurukaba people call their country, Gurrumbilbarra. Wulgurukaba means 'canoe people'.

An important symbol for the Wulgurukaba people is the Carpet Snake. The creation story tells of the creation snake that comes down from the Herbert River, (Ingham area) went out to sea creating the Hinchinbrook channel and down to Palm and Magnetic Islands. His body broke up leaving parts along the coast. The tail of the snake is at Halifax Bay; his body is at Palm Island, while his head rests at Arcadia, Magnetic Island.





MY STORY!

Tell a story about your family and culture. What does family mean to you? Do you know any cultural language? This can be a story, a poem or a deadly rap song!

Fun Fact!

In my Kamilaroi language (NSW) we say: Mother is **Ngambaa** and father is **Bubaa**



MY GOALS!

Now that you have told us all about you, your culture, your family and community and your strengths, what kind of goals do you have for the future?

FUN FACTS!

We have shared some fun facts with you throughout this book. Can you think of some fun facts to share with us?


Fun Fact!

Fun Fact!

Fun Fact!

Fun Fact!

Families are First
love hearing
your stories
and seeing your
deadly art!



About the Artwork in this book

This artwork represents the sharing of Aboriginal and Torres Strait Islander stories about life and culture.

The different formations and patterns represent the different (and sometimes shared) life experiences we bring. The bright colours reflect the vibrancy of Aboriginal and Torres Strait Islander people and the cultural wealth we have been granted.

About the Artist

Tyrown Waigana is a professional artist with a Bachelor of Arts (graphic design and illustration) from Curtin University. Ty's heritage can be traced to the Noongar people of southwest Western Australia and Saibai Island in the Torres Strait. Ty is a prolific young artist and created the prestigious National NAIDOC poster for 2020.



Artwork Elements

1. Culture

This shows how the many layers and depth of Indigenous culture.

2. Identity

A shape that resembles a shield (symbolises you should be confident and protect your identity).

3. Strength

Correlating squares held together to display cultural strength.

4. Hope

This element resembles a feather and is synonymous with hope.



5. Family

Clustering dots forming circles represent family member, with the child in the centre. This is to remind young people, how many people are supporting them.

6. Responsibility

The three lines represent your duty, influence and accountability, and how they align with self.

7. Cultural Obligations

A protective barrier symbolises our responsibility to retain our culture and protect it from people misusing it.