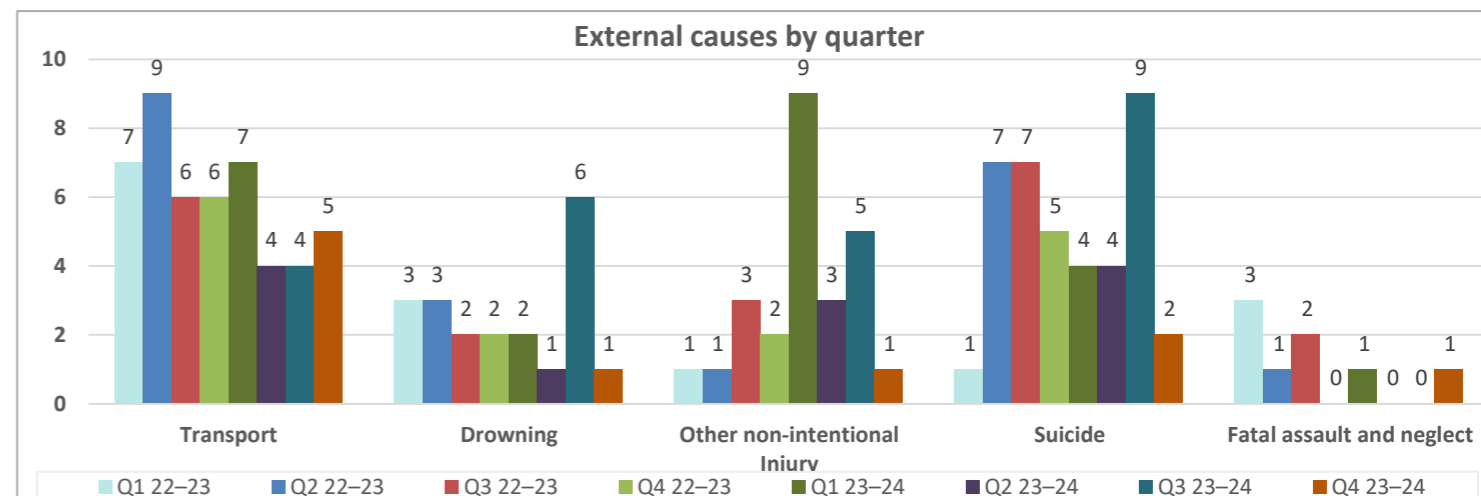
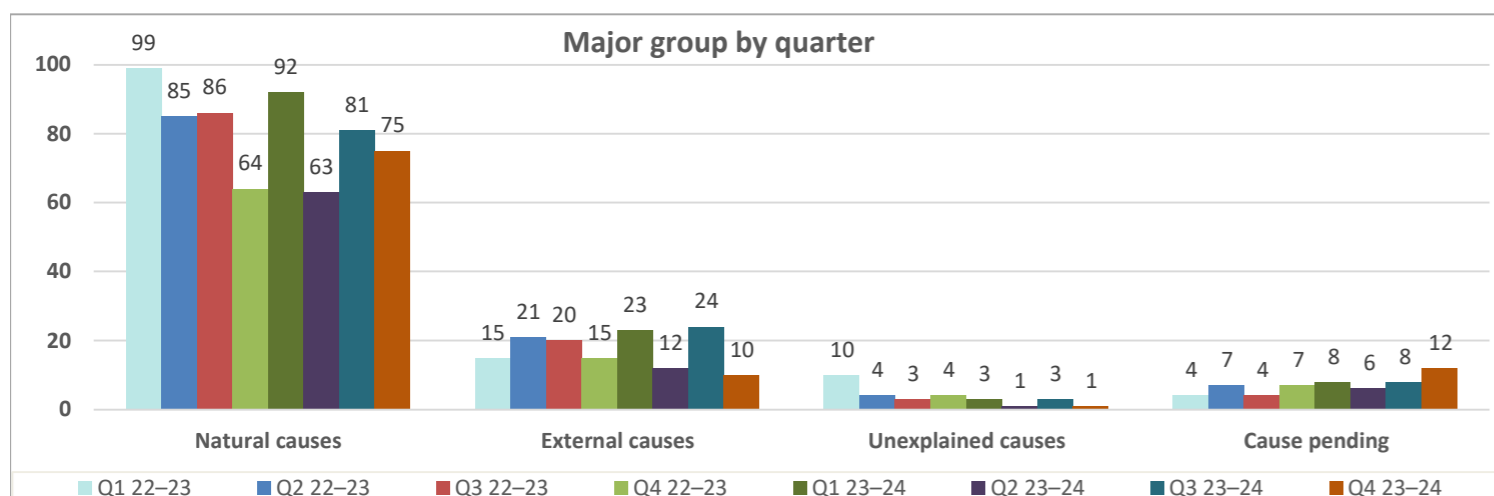


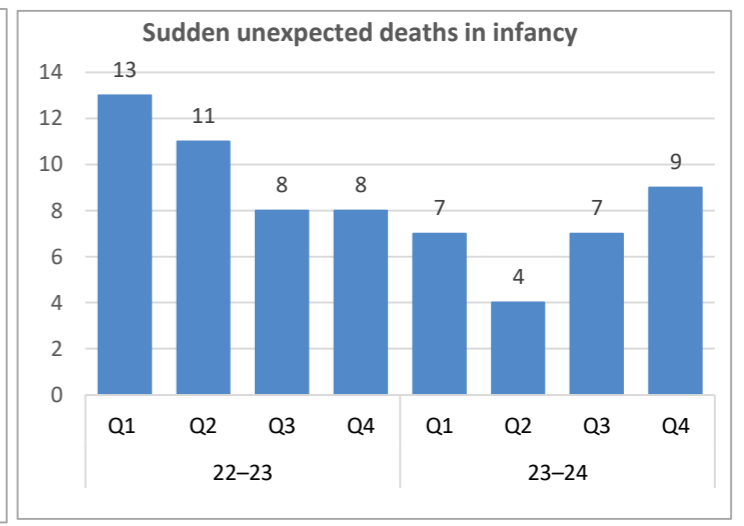
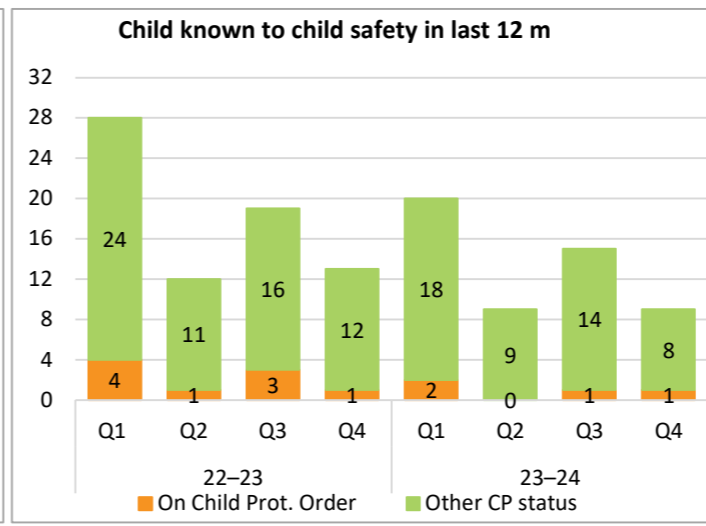
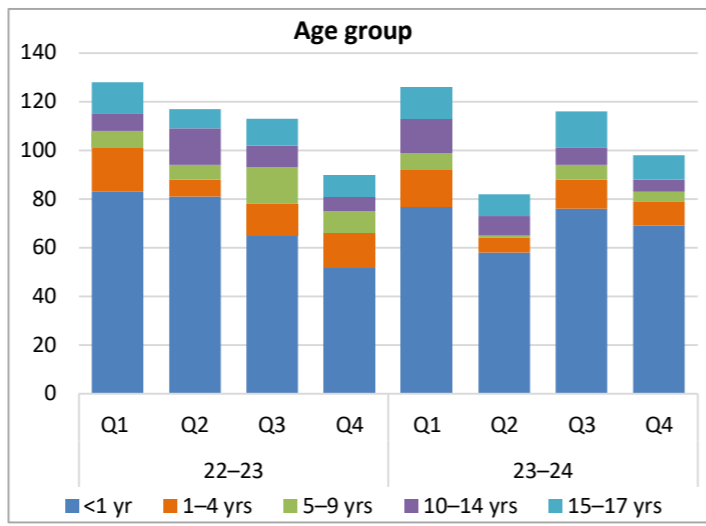
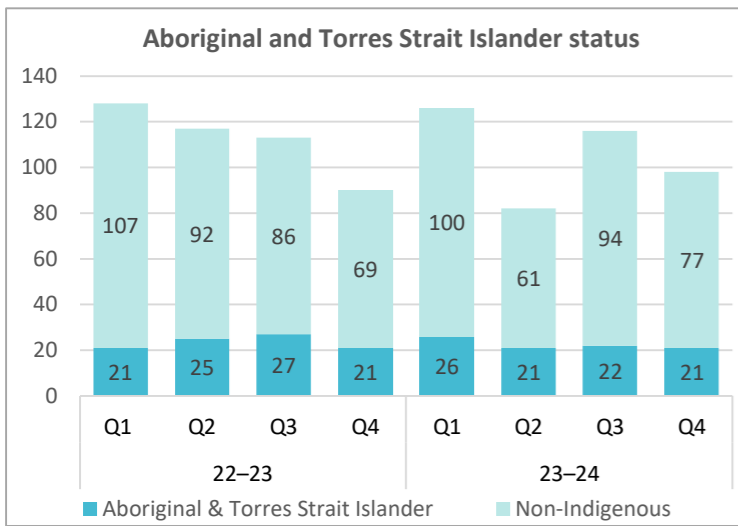
Quarterly Child Death Report: April - June 2024

Quarterly child death data report - quarter 4 2023-24

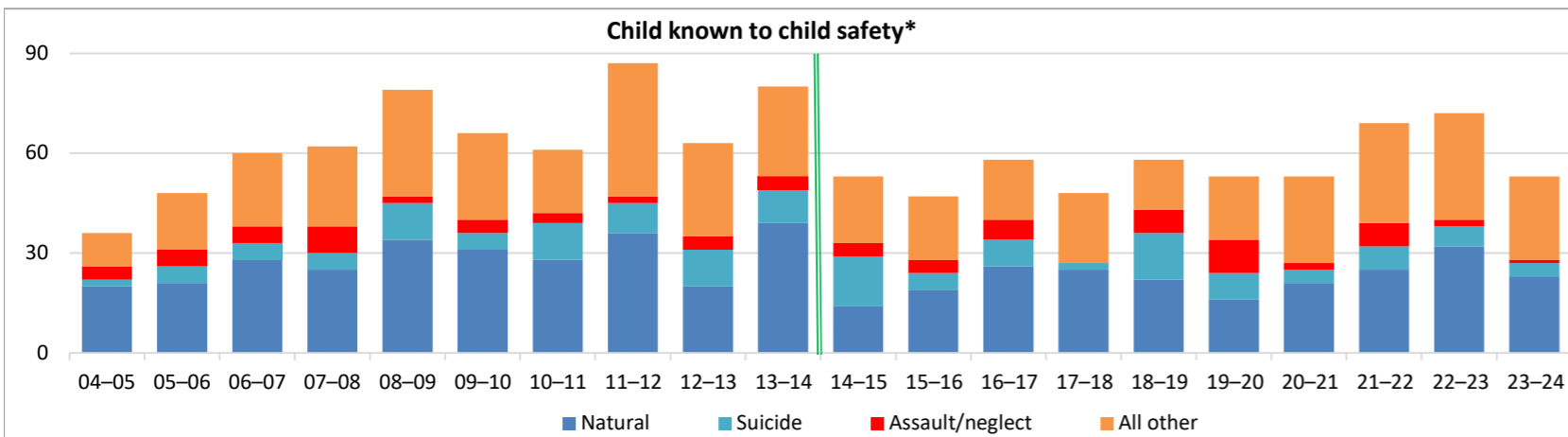
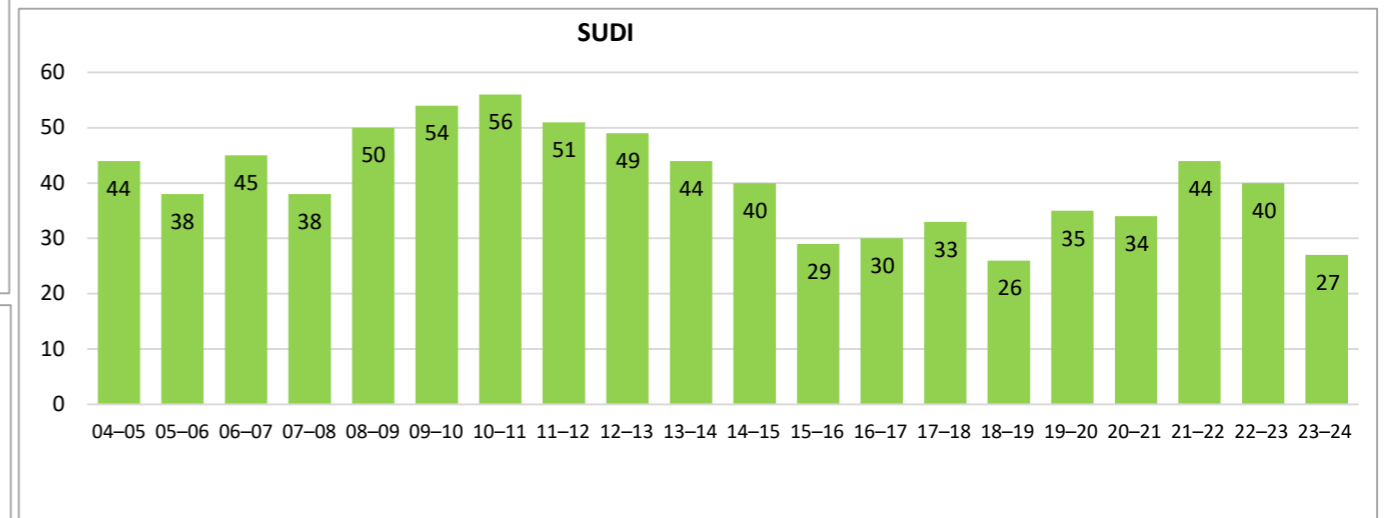
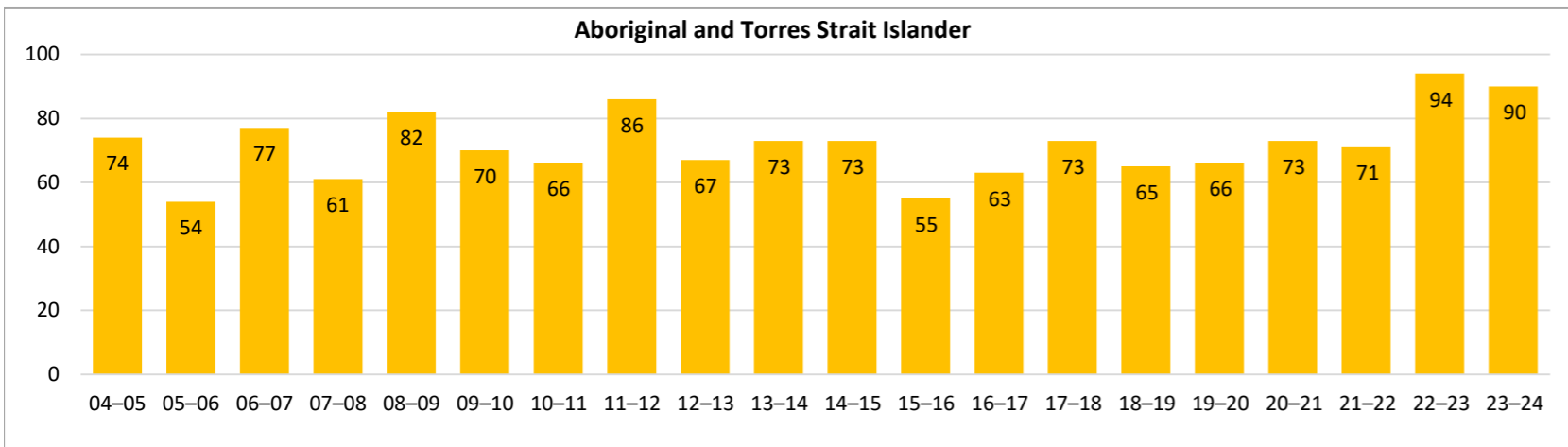
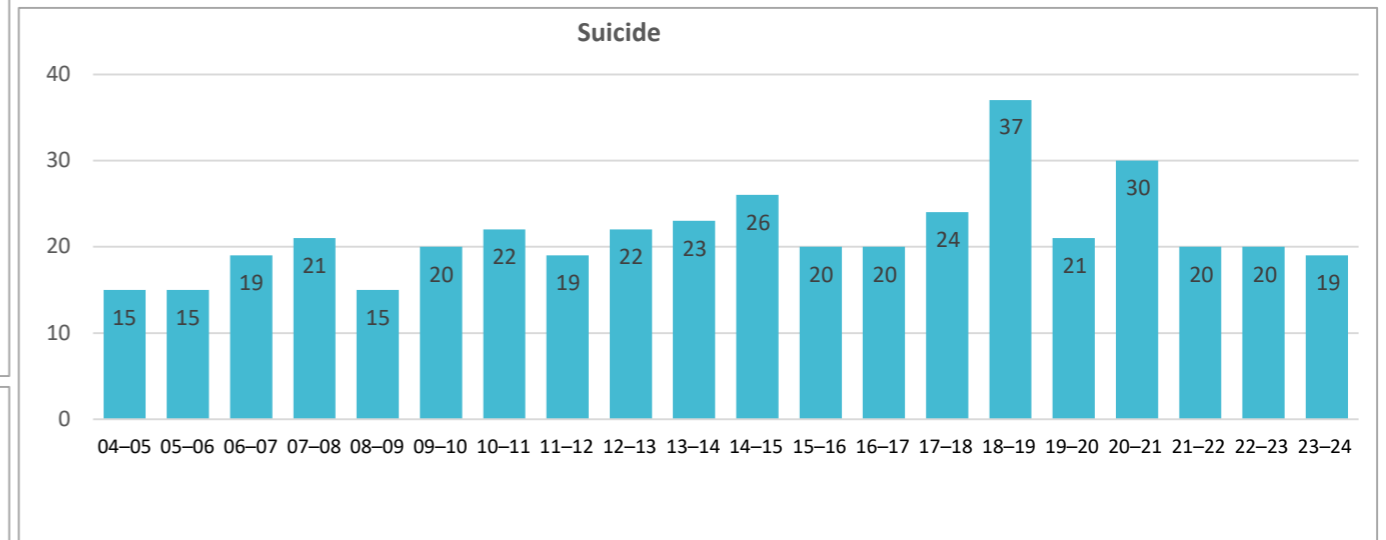
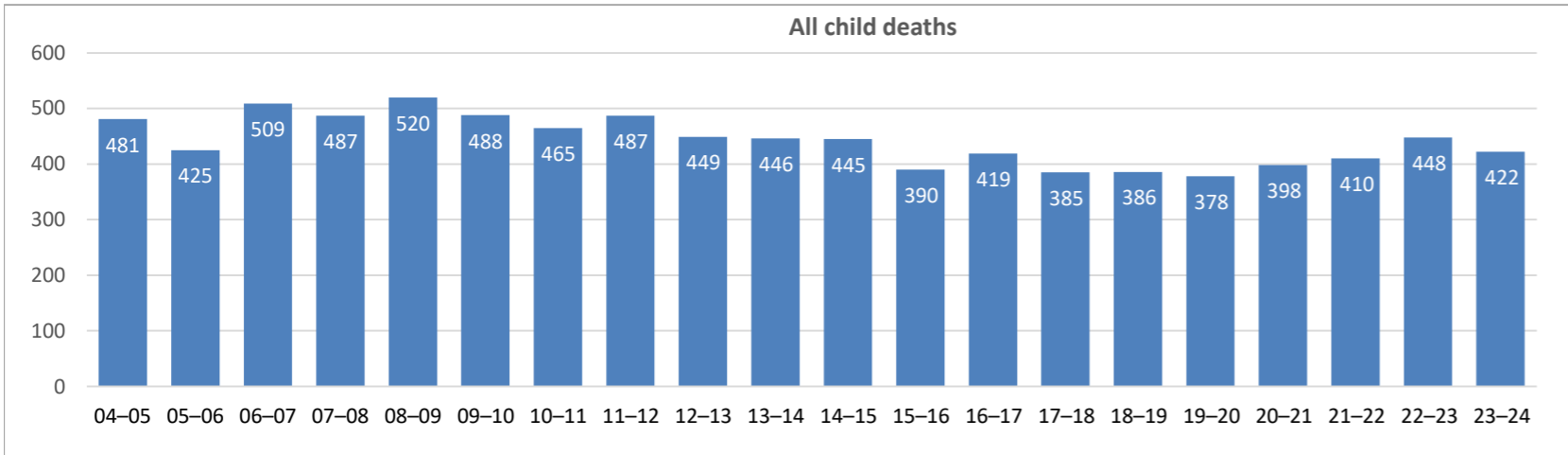
Summary by quarter	2022-23					2023-24					% of prev. yr
	Q1	Q2	Q3	Q4	Total	Q1	Q2	Q3	Q4	Total	
All deaths	128	117	113	90	448	126	82	116	98	422	94%
Deaths of children 0-17 years											
Cause of death											
Natural causes	99	85	86	64	334	92	63	81	75	311	93%
External causes	15	21	20	15	71	23	12	24	10	69	97%
Transport	7	9	6	6	28	7	4	4	5	20	71%
Drowning	3	3	2	2	10	2	1	6	1	10	100%
Other non-intentional injury-related death	1	1	3	2	7	9	3	5	1	18	257%
Suicide	1	7	7	5	20	4	4	9	2	19	95%
Fatal assault and neglect	3	1	2	-	6	1	-	-	1	2	33%
Unexplained causes	10	4	3	4	21	3	1	3	1	8	38%
SIDS and undetermined cause (<1 year)	8	3	3	3	17	3	1	3	1	8	47%
Undetermined cause (1-17 years)	2	1	-	1	4	-	-	-	-	-	0%
Cause of death pending	4	7	4	7	22	8	6	8	12	34	155%
Sudden unexpected deaths in infancy (SUDI)											
SUDI	13	11	8	8	40	7	4	7	9	27	68%
Aboriginal and Torres Strait Islander status											
Indigenous	21	25	27	21	94	26	21	22	21	90	96%
Non-Indigenous	107	92	86	69	354	100	61	94	77	332	94%
Known to the child protection system											
Known to the child protection system	28	12	19	13	72	20	9	15	9	53	74%

Comparisons to previous periods (relates to table row to the left)
All deaths: Below previous total but still above lowest annual totals in 2017-2021
Natural causes: May increase as recent coronial findings are processed
External causes: Similar to previous year
Below last year
Above last year. Includes house fire (5 in incident) and 2 separate caustic injuries.
Just under previous year and below high numbers in several years earlier
May rise once info from autopsy/coronial findings are received and processed
Backlog in coronial findings. Once resolved will mostly be split between natural & unexplained
Total below highs in previous 3 years. Still some checks occurring
Similar to previous year but concerning higher numbers in last two years
Below last year
Below last year. Cases have been confirmed with Child Safety





Annual trends since 2004



Notes:

All data are counts of deaths by date of registration with RBDM.

* Within the statutory review period.

Data provided to genuine researchers Apr-Jun 2024

Topic area	Requesting agency	Purpose	Type of data
Diseases and morbid conditions	Department of Endocrinology & Diabetes, Centre for Children's Health Research	Scoping and consideration of data sharing between the Child Death Register and the DIABQ-Paeds Registry	Confidential aggregate
Suicide	Department of Child Safety, Seniors and Disability Services	For Child Safety to respond to media request. Confirmation of details of suicide deaths of children who were in CPOs/OOHC	Confidential unit records
Suicide	Media request	Enquiring if there is a suicide cluster in a region	Non-confidential aggregate
Children known to child protection	Domestic and Family Violence Death Review Unit, Coroners Court of Queensland	Seeking information for a coronial case investigation	Confidential unit records
Fatal assault and neglect	QUT School of Justice	Published filicide inquests and scoping available data for PhD research project on inquests into filicide deaths	Non-confidential aggregate
Product safety	Qld Injury Surveillance Unit QHEALTH	Inform national standards discussion regarding the Australian cot and portacot standards	De-identified Unit Record
Product safety	Qld Injury Surveillance Unit QHEALTH	Inform national standards discussion regarding the safety of child and infant clothing	De-identified Unit Record
Interstate residents	NT Child death review and prevention committee, Office of the Coroner	Inform NT reporting on deaths of residents in other jurisdictions	Non-confidential aggregate