

November 2024

# Crossover Cohort: Young people under youth justice supervision and their interaction with the child protection system

*Data Insights: Australian Institute  
of Health and Welfare*



Queensland  
**Family & Child**  
Commission



## Key findings

- For all young people who were under youth justice supervision in 2022-23, Queensland had the highest number (n=1,863) in the nation, and the second highest proportion (72.9%) in the nation of children who had previous contact with the child protection system in the 10 years between 1 July 2013 to 30 June 2023.
- For children aged 10-13, Queensland had the highest number (n=686) nationally of children under youth justice supervision in 2022-23 who had prior interactions with the child protection system in the 10 years between 1 July 2013 to 30 June 2023.
- In Queensland, 81.2% of First Nations young people under youth justice supervision had child protection interactions in the last 10 years, compared to 61.3% of non-Indigenous young people in the same period.
- In total numbers, Queensland has more First Nations children aged 10-13 (n=539) under youth justice supervision that had prior contact with the child protection system, than the entire country had of non-Indigenous 10-13 year olds (n=498) under youth justice supervision who had prior contact with the child protection system.
- Females and First Nations young people were disproportionately represented. In Queensland, 89.6% of First Nations females, 78.1% of First Nations males, 75.3% of non-Indigenous females and 57.9% of non-Indigenous males under youth justice supervision in 2022-23 had previous contact with the child protection system in the 10 years.
- Nearly half of all young people in Australia under youth justice supervision were the subject of a substantiated abuse notification (45% of those in community-based supervision, and 50% of those children in detention).
- Across Australia, 94% of children aged 10 who were under youth justice supervision in 2022-23 had previously interacted with the child protection system. This proportion gradually decreased with each year of age, falling to 37% of young people 18 and over having a previous experience with child protection.
- Australia wide, approximately 2 in 3 children who were in detention in 2022-23 and had previously been in out of home care, experienced 3 or more placements.

Data in this report is from the Australian Institute of Health and Welfare (2024), *Young people under youth justice supervision and their interaction with the child protection system 2022–23*, AIHW, Australian Government, accessed 28 October 2024. doi:10.25816/g60-xv16

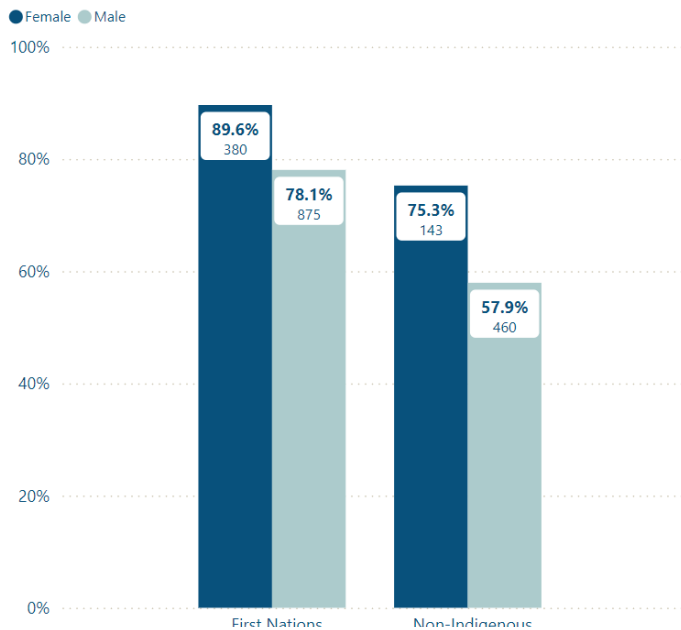
- Some zero values are not published due to small numbers, confidentiality, and/or reliability concerns.
- Some tables may not equal 100%, or sum to the total, as a small number of young people were found to have received services in multiple states, or due to some children receiving multiple types of contact or service.
- “Not stated” for Indigenous status, “Unknown sex” for gender, and “Investigation that were ‘in progress’” have been excluded from the data.

## Overview

- Australia wide, of the 9,068 young people who were under youth justice supervision in 2022-23, 65.4% (n=5,928) had prior interaction with the child protection system between 1 July 2013 and 30 June 2023.
- In Queensland, 2,557 children were under youth justice supervision in 2022-23. 1,863 of these children had prior interaction with the child protection system. Both of these numbers are the highest of any state or territory in the nation.
- Queensland had the second highest percentage of children under youth justice supervision who had prior child protection interaction, of all states and territories, at 72.9%, 7.5% higher than the national percentage.
- Females and First Nations young people were disproportionately represented. In Queensland, 89.6% of First Nations females, 78.1% of First Nations males, 75.3% of non-Indigenous females and 57.9% of non-Indigenous males under youth justice supervision in 2022-23 had previous contact with the child protection system in the 10 years.

### Gender and Indigenous status: Queensland

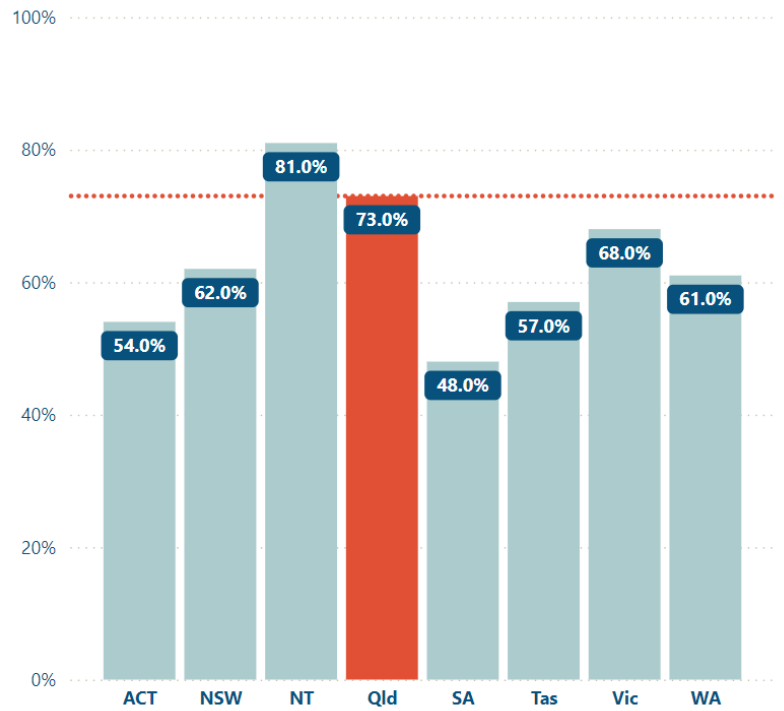
Percent of children under youth justice supervision with child protection interaction



Source: Supplementary Data Table S2

### Queensland compared to other jurisdictions

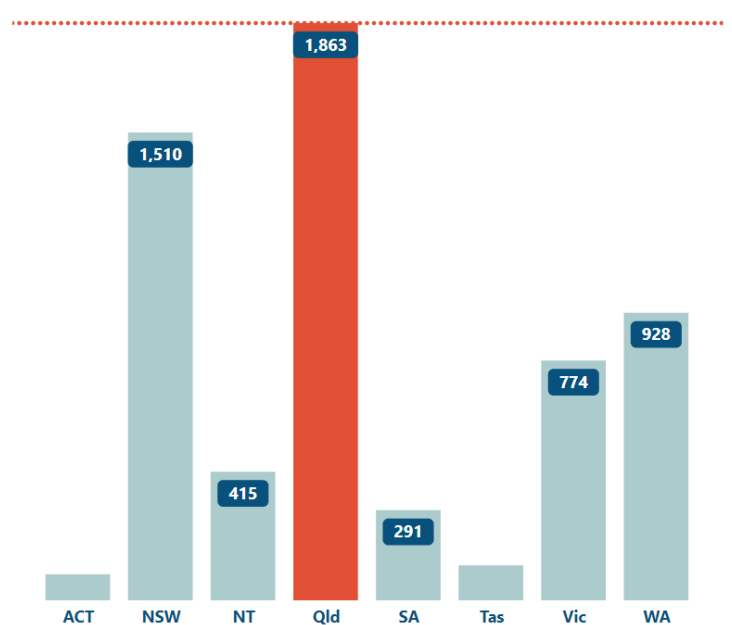
Percent of children under youth justice supervision with child protection interaction



Source: Supplementary Data Table S2

### Queensland compared to other jurisdictions

Number of children under youth justice supervision with child protection interaction



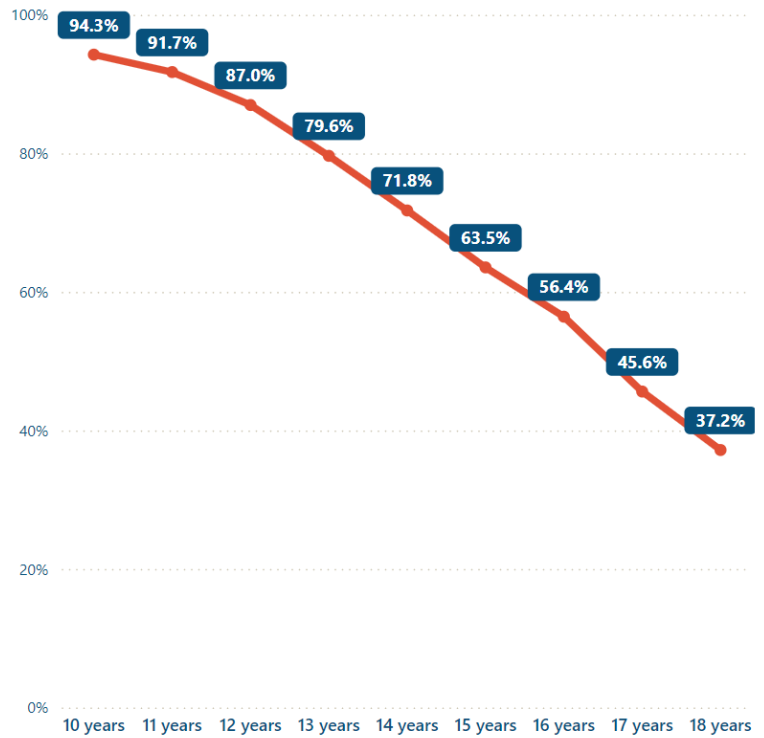
Source: Supplementary Data Table S2

## Age at first youth justice supervision

- Trends reflected in every state and territory show that the younger a child is at their first youth justice supervision, the more likely they are to have had an interaction with the child protection system. Nationally, 94% of children aged 10 years at their first youth justice supervision had previous interaction with the child protection system. This proportion gradually decreased with each year of age, falling to 37% of young people 18 and over having a previous experience with child protection.
- 686 Queensland children aged 10-13 under youth justice supervision in 2022-23 had previously had interactions with the child protection system. This is substantially more than any other state or territory in Australia.
- First Nations children are overwhelmingly over-represented in every age group but most notably in younger age groups. Of the 686 children aged 10-13, 539 (78.6%) were First Nations.

Age at first supervision: Australia

Percent of children under youth justice supervision with child protection interaction

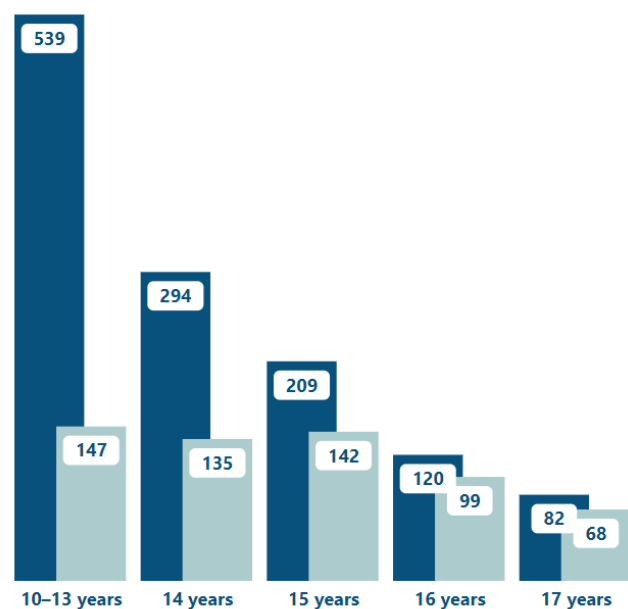


Source: Supplementary Data Table S4a

Children by age and Indigenous status: Queensland

Number of children aged 10-17 under youth justice supervision with child protection interaction

● First Nations ● Non-Indigenous



Source: Supplementary Data Table S4b

Queensland compared to other jurisdictions

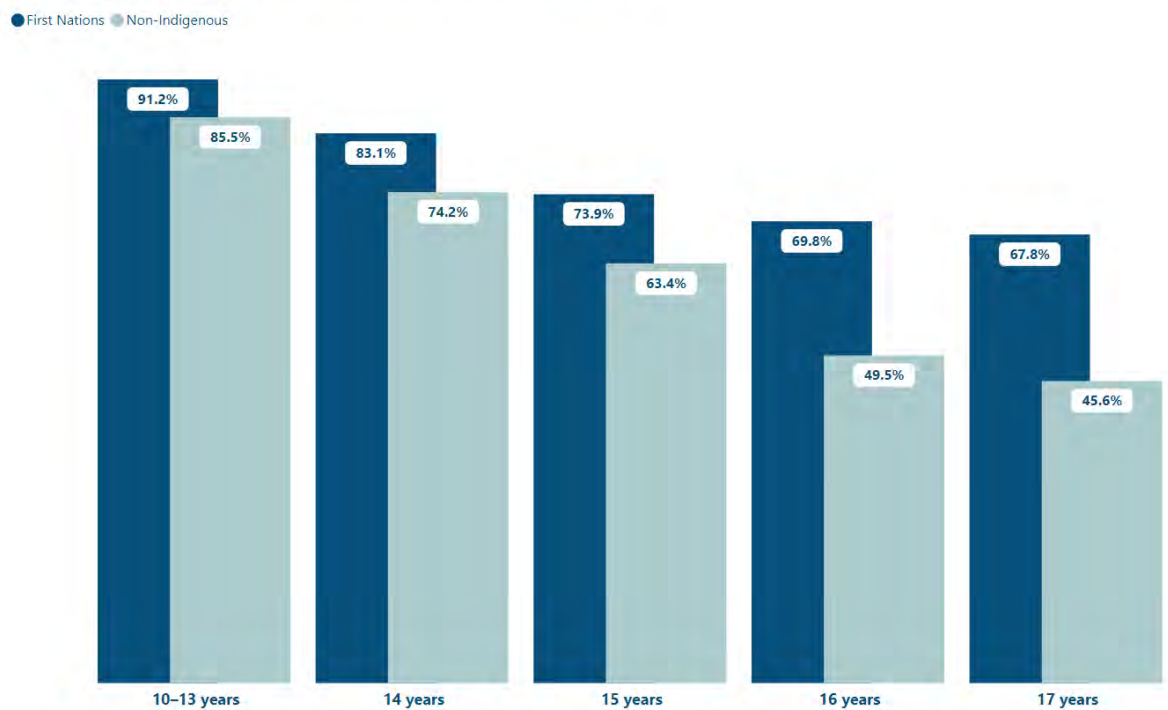
Number of children aged 10-13 at first youth justice supervision with child protection interaction



Source: Supplementary Data Table S4b

Age at first youth justice supervision: Queensland

Percent of children under youth justice supervision with child protection interaction



Source: Supplementary Data Table S4c

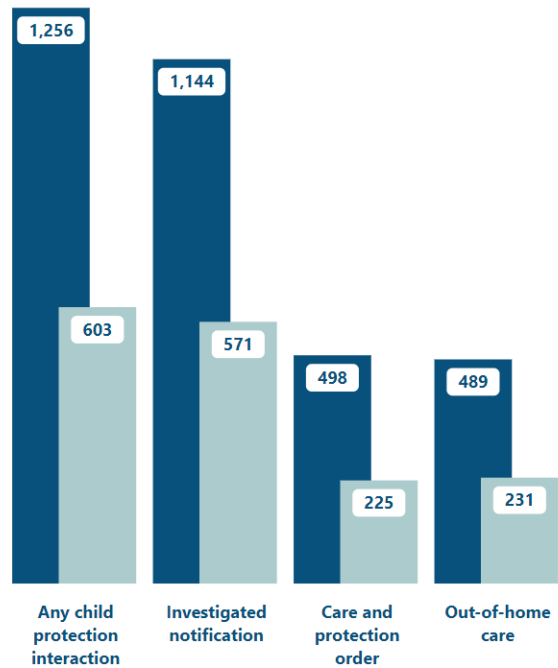
## Level of child protection involvement

- Queensland had the highest number nationally of children under youth justice supervision subject to any type of child protection interaction (n=1,863).
- 1,718 were subject to an investigated notification in the past 10 years (67.2%).
- 724 were subject to a care and protection order in the past 10 years (28.3%).
- 721 had experience of out-of-home care in the past 10 years (28.2%).

Child protection service type: Queensland

Number of children under youth justice supervision with child protection interaction

● First Nations ● Non-Indigenous



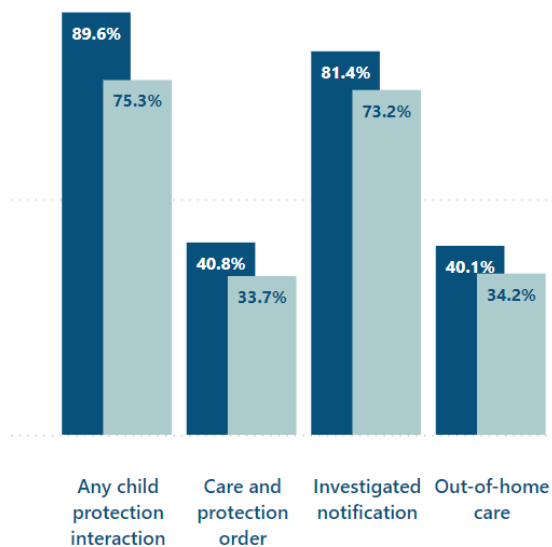
Source: Supplementary Data Table S5c

Type of child protection service: Queensland

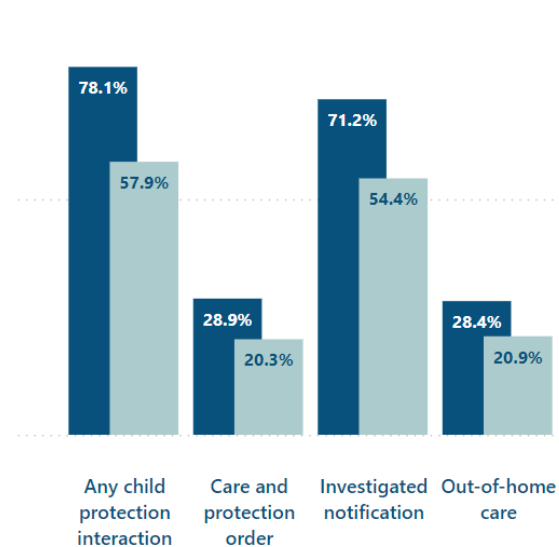
Percent of children under youth justice supervision with child protection interaction

● First Nations ● Non-Indigenous

Female



Male

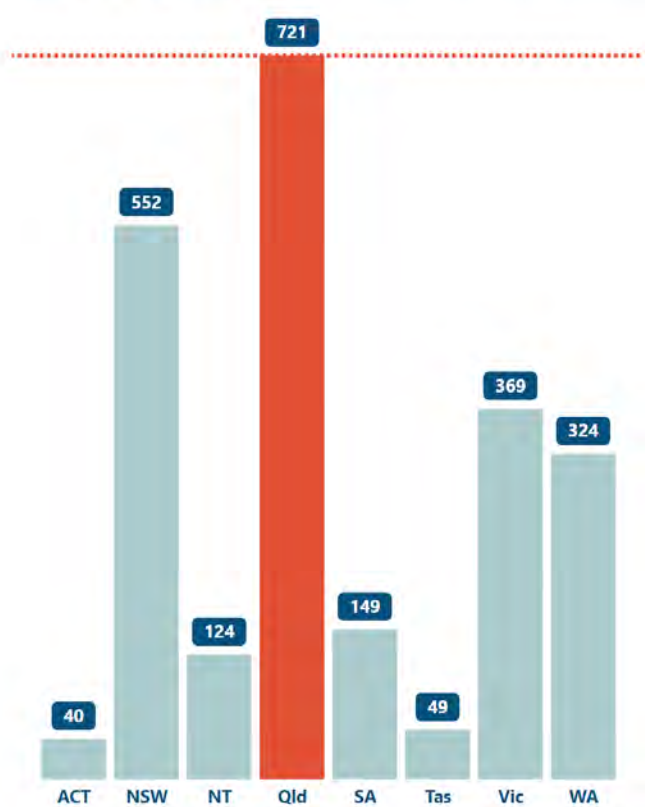


Source: Supplementary Data Table S5d

## Out-of-home care

- Nationally a total of 2,306 children (25.4%) under youth justice supervision had experienced out-of-home care in the prior 10 years.
- Queensland has the highest number nationally of children who had experienced out-of-home care with 721 children, representing 28.2% of all children under youth justice supervision in Queensland.
- First Nations children were significantly over-represented in out-of-home care, with 489 of the total (67.85%) being First Nations.
- Approximately two in three children under youth justice supervision in Australia during 2022-23 who had experienced out-of-home care in the past 10 years had three or more placements.
- Of children in detention during 2022-23 who had been in out-of-home care, a significantly lower proportion had experienced only being placed in foster/kin care (6.9%), compared to any out-of-home care (28.3%).

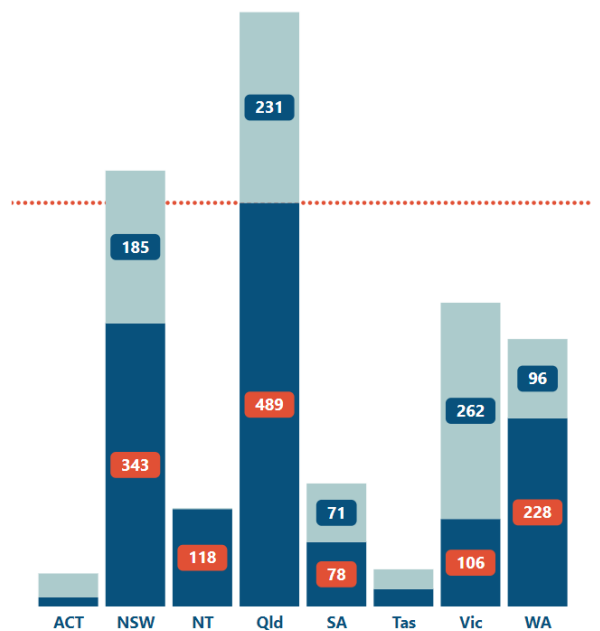
Number of children under youth justice supervision who had been in out-of-home care



Source: Supplementary Data Table S5c

Number of children under youth justice supervision who had been in out-of-home care

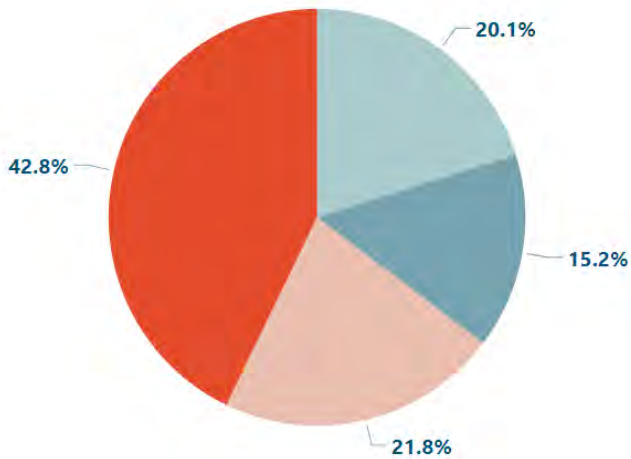
● First Nations ● Non-Indigenous



Source: Supplementary Data Table S9c

Number of placements experienced in out-of-home care  
Children in detention: Australia

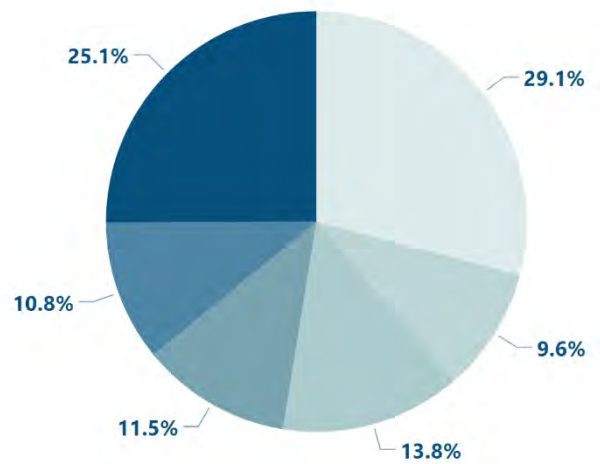
Number of placements ● 1 ● 2 ● 3-4 ● 5+



Source: Supplementary Data Table S17

Time in out-of-home care  
Children in detention: Australia

Years in care ● < 1 ● 1-2 ● 2-4 ● 4-6 ● 6-8 ● 8+

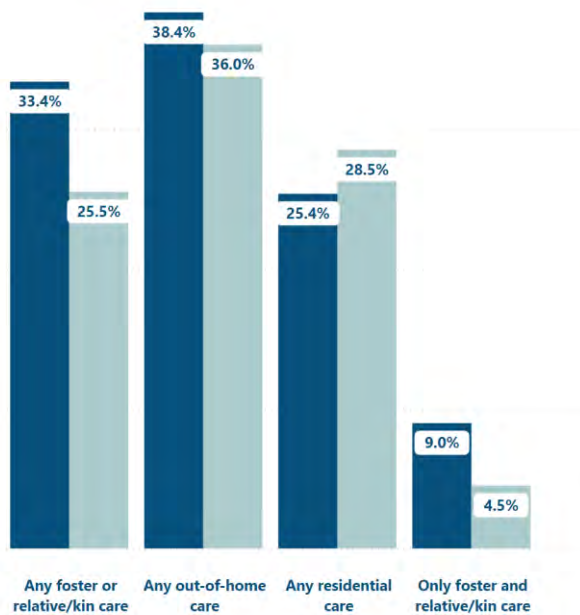


Source: Supplementary Data Table S17

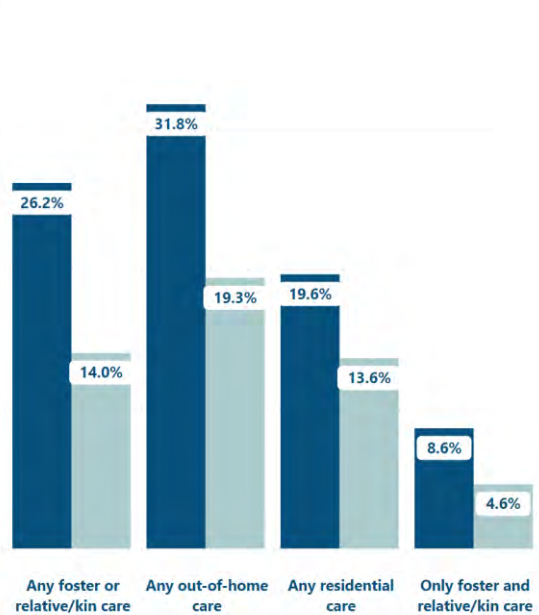
Percent of children in detention who had previously been in out-of-home care by placement type  
Australia

● First Nations ● Non-Indigenous

Female



Male



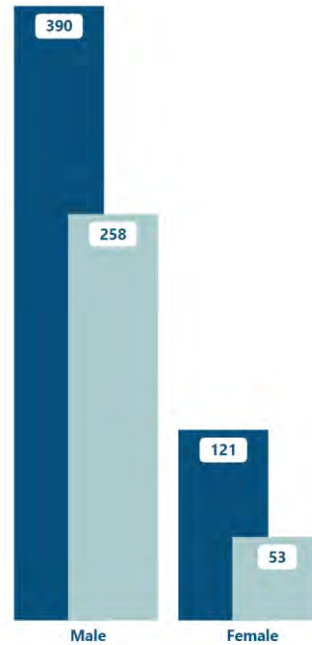
Source: Supplementary Data Table S19b

## Substantiations of abuse

- Of the total number of young people under youth justice supervision during 2022-23, 62.1% (n=5,633) were the subject of an investigated notification.
- 67.2% (n=1,863) of Queensland children were the subject of an investigated notification.
- Approximately 1 in 5 young people in community-based supervision and in detention had investigated notifications that were not substantiated (18% and 17% respectively), with approximately 3 in 4 being substantiated (71% and 75% respectively).
- 45% of young people under community-based supervision, and 50% of those in detention had one or more investigated notifications substantiated.
- Neglect and emotional abuse were the most common substantiations of abuse.

Children in detention who were subject of an investigated notification  
Queensland

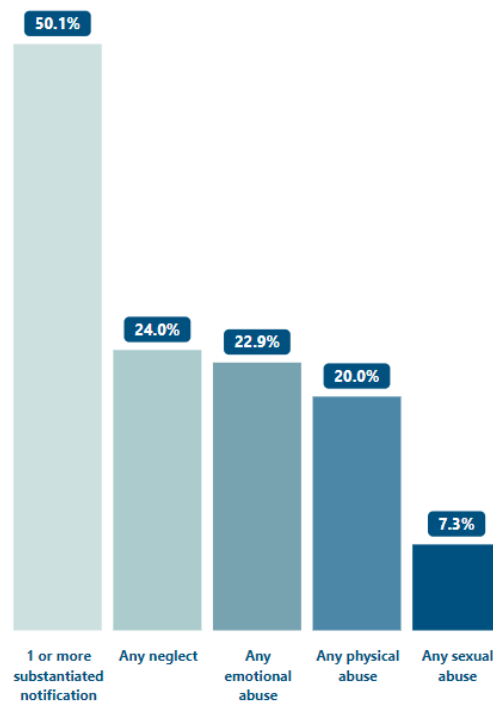
● 1 or more notifications substantiated ● No notifications substantiated



Source: Supplementary Data Table S12f

Children in detention who were the subject of a substantiated notification

Percent by abuse type - Australia



Source: Supplementary Data Table S13b