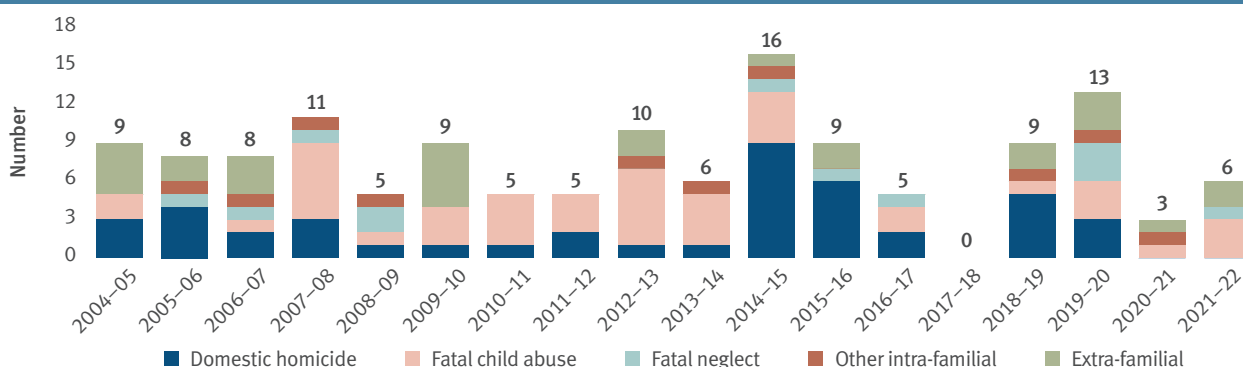
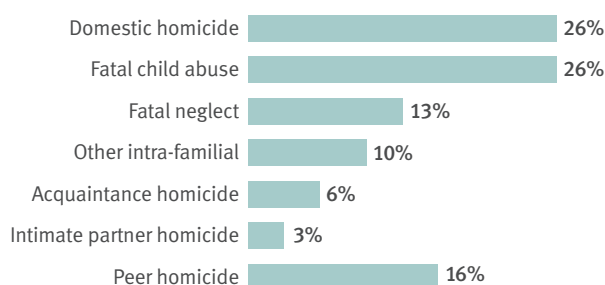


7 Fatal assault and neglect

2004 to 2022

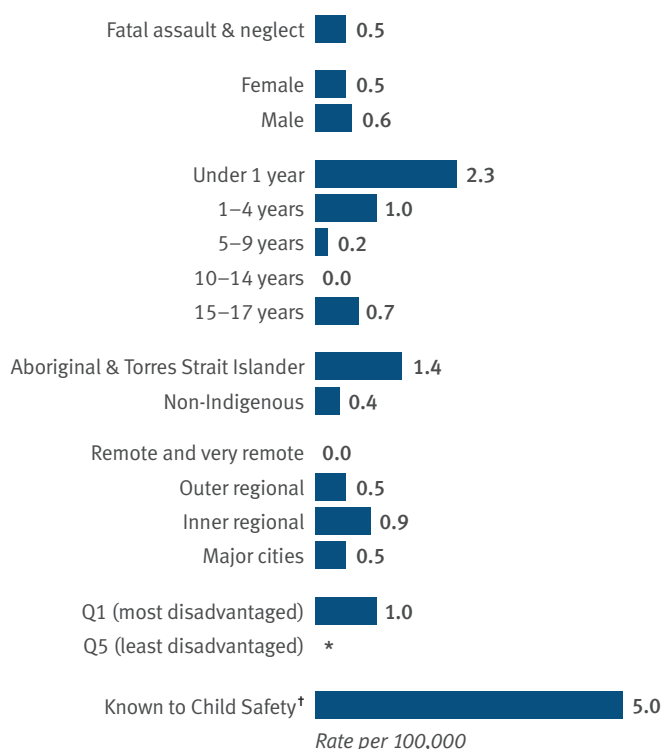


5-year summary (2017-22) | Incident type



Proportion of fatal assault and neglect

Demographics



Rate per 100,000

Intra-familial fatal assault and neglect risk factors

61% household domestic and family violence

61% child experienced previous abuse

65% alleged perpetrator had suspected or diagnosed mental health issues

53% alleged perpetrator had history of offending

47% alleged perpetrator had alcohol and/or substance misuse

Notes: Counting is by date of death registration. Percentages may not add to 100 due to rounding.

* rate not calculated for numbers between 1-3.

† in the 12 months prior to death.