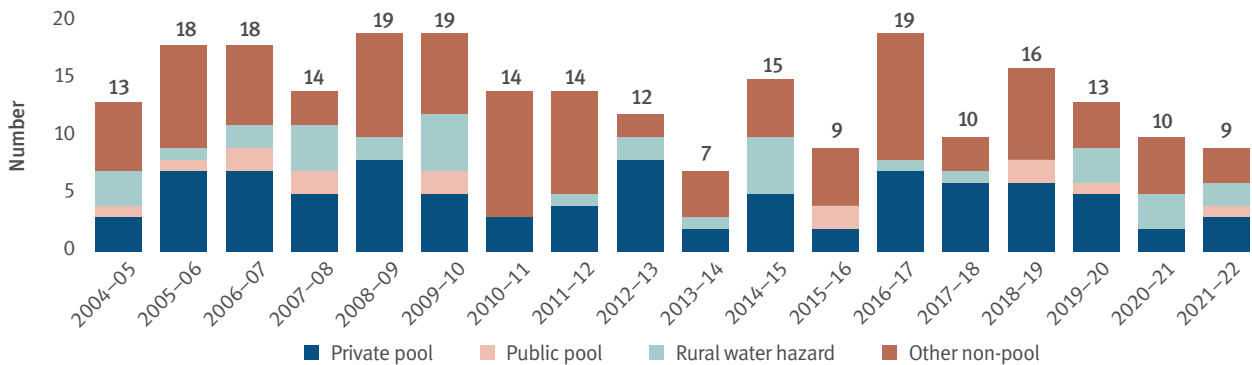
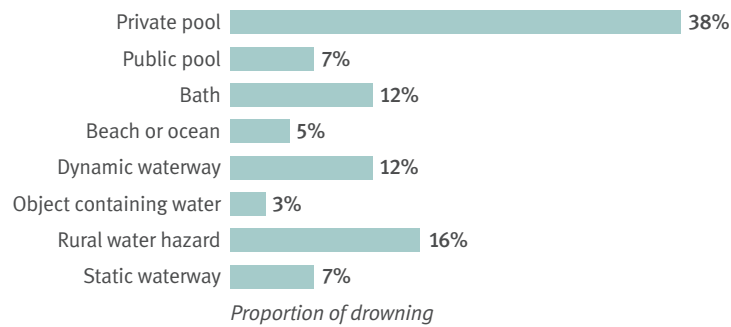


# 4 Drowning

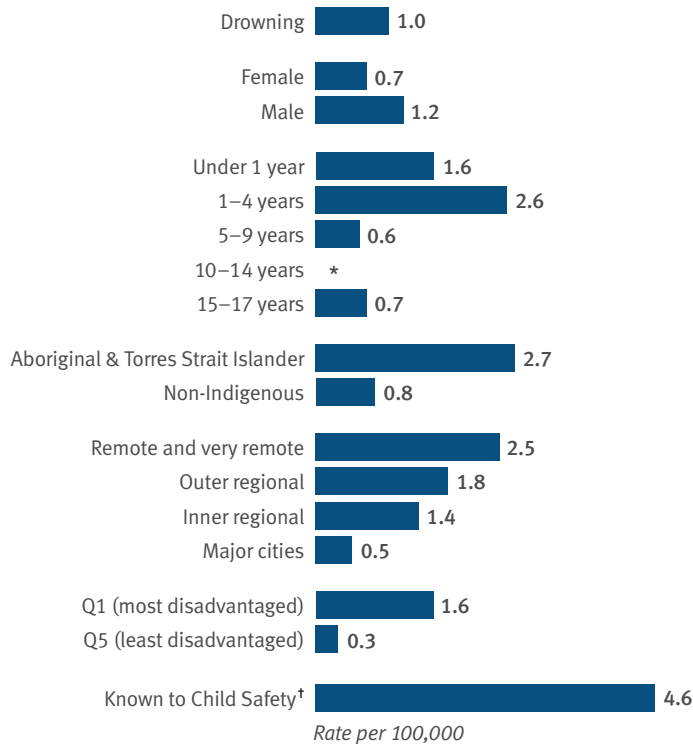
## 2004 to 2022



## 5-year summary (2017-22) | Water hazard type



## Demographics



## Risk factors

**12** children on average **drowned each year** over the last 5 years

**Under 5s** are at greatest risk

Drowning is the **leading cause of death** in children 1-4 years

**1-4 years**

**55%** were in **private pools**  
**21%** were in **rural water hazards**

**Under 1s**

**All 5** were **unsupervised while bathing**

Notes: Counting is by date of death registration. Percentages may not add to 100 due to rounding.  
\* rate not calculated for numbers between 1-3.  
† in the 12 months prior to death.